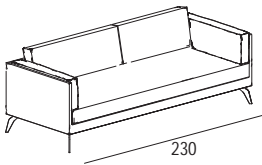


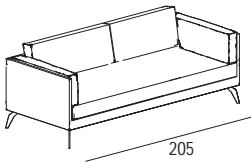
- IT** **STRUTTURA:** costruita in abete massello e multistrato e rivestita in poliuretano espanso; rinforzata sulla fascia anteriore della seduta con una lama di metallo fissata in verticale. Parti secondarie e non strutturali in pannelli di fibra di legno.
SEDUTE: imbottite in poliuretano espanso ad alta densità e ricoperto con lenta memoria.
SCHIENALI: imbottiti in piuma d'oca.
PIEDINI: in metallo verniciato brown.
SFODERABILITÀ: sfoderabile in tessuto, parzialmente sfoderabile nella versione pelle.

- UK** **STRUCTURE:** made of solid and plywood spruce and covered with expanded polyurethane, reinforced on the front part of the seat with a metal foil fixed in a vertical position. Secondary and non-structural parts in fibreboard panels.
SEATS: padded with high density expanded polyurethane foam and covered with slow-memory foam layer.
BACKS: padded with goose goose feather.
FEET: varnished metal in a brown finish.
REMOVABLE COVERS: removable for fabrics, partially removable for the leather version.

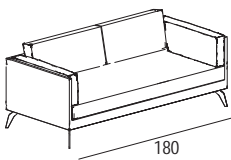
MILTON



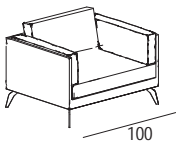
3-SEATER SOFA



2,5-SEATER SOFA

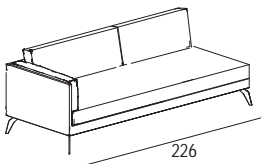


2-SEATER SOFA



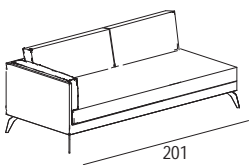
ARMCHAIR

SX
LH



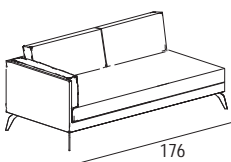
3-SEATER SIDE ELEMENT

SX
LH



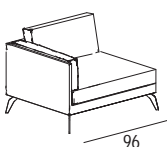
2,5-SEATER SIDE ELEMENT

SX
LH



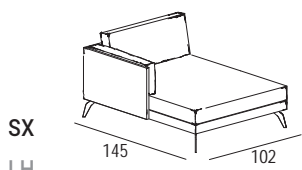
2-SEATER SIDE ELEMENT

SX
LH



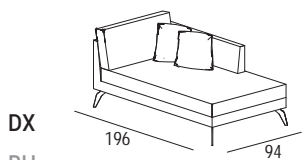
1-SEATER SIDE ELEMENT

MILTON



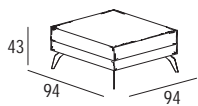
SX
LH

SECTIONAL ELEMENT



DX
RH

CHAISE LONGUE



SQUARE POUF