



Model Code F2289

revision 00 of 23-03-16
(the present replaces any previous versions)

Designer: centro studi interno

Structure: pinewood, beech-wood, multilayer and plywood covered with polyurethane foam.

Spring system: elastic webbing.

Seat Padding: seat cushions in ecologic polyurethane foam and memory foam sheet, covered with 100% polyester layer.

Back Padding: ecological polyurethane foam covered with 100% polyester padding.

Arm Interior: armrest cushions in mollapiuma (feather mix and synthetic fibrefill).

Removability: not available. Loose seat cushions and armrests.

Sewing: leather covers feasible with contrast stitching in the colors available; cuts and sewing vary on microfiber (or fabric) covers. The model features a decorative stitch (embroidery stitch n° 1_1 AGO/needle) on the cushions.

Mechanisms: the model is equipped with manually liftable headrests. The height of the model with lifted headrests is 96 cm.

Standard feet: PM2007, in ANTIQUE BRONZE painted metal, h.17 cm, also available with shiny finish.

Density of seat and back

Markets	Seat	Back
I	35 Medium	23
D - NL - CH		
USA - California		
GB	35 fire retardant	25 fire retardant
Others	35 Medium	23

Note: when no values/contents are specified in the chart, please refer to 'Others' field/area.

Coverings

	suggested	not suggested	not possible
thick leathers	✓		
thin elastic leathers	✓		
natural leathers	✓		
fabric*	✓		
microfibre*	✓		
leather + split	✓		
DeLuxe			✓
multi colour			✓
multi-category			
multi covering			✓

Please note: for not removable models, only one colour fabric covers are available.

** fabrics and microfibers are not available for the U.K. market*

Multicovering / Components / Optional vers.



N.1_1AGO

Feet



PM2207

Ottoman



With the reservation of carrying for production purposes and without advanced notices modifications on the materials, coverings and dimensions of the product as indicated in the relevant specification. The given dimensions and volume are of indicative value being subject to the production process tolerances.


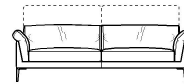
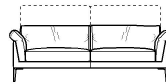
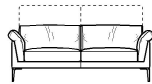
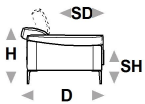


↑ fold following the dotted line ↑

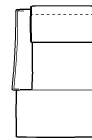
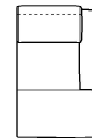
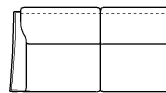
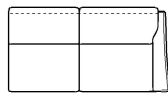
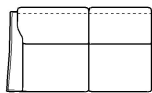
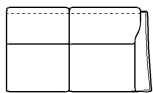
elisir.cal 1060



L Length - H Height - D Depth - SH Seat Height - SD Seat Depth
 Dimensions refer to maximum sizes of the version with closed mechanism (where available).



dimensions	L 112 H71 D107 SH45 SD60	L 190 H71 D107 SH45 SD60	L 210 H71 D107 SH45 SD60	L 230 H71 D107 SH45 SD60	L 85 H45 D65 SH- SD-
version code	100	200	240	300	635
Description	chair	2 seater	2 1/2 seater	3 seater	rectangular ottoman



L 185 H71 D107 SH45 SD60	L 185 H71 D107 SH45 SD60	L 205 H71 D107 SH45 SD60	L 205 H71 D107 SH45 SD60	L 105 H71 D167 SH45 SD120	L 105 H71 D167 SH45 SD120
251	252	310	320	410	420
1 right arm fac.2 1/2 str	1 left arm fac. 2 1/2 str	1right arm facing 3 str	1left arm facing 3 str	chaise lon.raf arm fac	chaise lon.lft arm fac



L 242 H71 D107 SH45 SD60	L 242 H71 D107 SH45 SD60
043	044
sq.cor.chr.sq.mer. rig.fac.	sq.cor.chr.sq.mer.left fac.

↓ fold following the dotted line ↓

