

regal/e.premium 1205



Model Code F5647

date of issue 22-03-22 revision 00
revision of 24-05-22 (the present replaces any previous versions)

Designer: bernard masson

Structure: pinewood, multilayer and plywood covered with polyurethane foam, additionally covered with 100% dacron polyester padding.

Spring system: elastic webbing.

Seat Padding: seat cushions in ecological polyurethane foam covered with 100% polyester layer

Back Padding: in ecological polyurethane foam covered with 100% polyester layer

Arm Interior: in ecological polyurethane foam covered with 100% polyester layer

Removability: not available

Sewing: leather covers feasible with contrast stitching in the colors available; cuts and sewing vary on microfiber (or fabric) covers. The model features a decorative stitch (embroidery stitch n° 1_1 ago/needle) on armrests.

Mechanisms: the model is equipped with backrests that can be manually lifted, thanks to a user-friendly mechanism that is also a decorative element of the sofa. The backrest metal mechanism is available in shiny metal or matt black finish. The total height of the model with lifted backrests is 103 cm. "Electric footrest" versions feature an electric recliner mechanism operated by a touch sensor positioned on the seat sides. The maximum depth of the model with completely open footrest is 138 cm.

Components: the model features n. 1 kidneyrest pillow in feather mix on each backrest.

Standard feet: matt black metal standard feet, h. 16 cm. Alternatively, it is possible to choose among the standard finishes enclosed in the sample book. The sample book also includes "special" finishes available with a price upcharge, subject to production approval. Some versions may be equipped with hidden feet with a supporting structural function.

With the reservation of carrying for production purposes and without advanced notices modifications on the materials, coverings and dimensions of the product as indicated in the relevant specification. The given dimensions and volume are of indicative value being subject to the production process tolerances. For normal use, the following maximum loads are recommended: Armchairs max. 120 kg, 2-seat sofas max. 200 kg (2x100 kg), 3-seat sofas max. 240 kg (3x80 kg). Use with loads exceeding the indicated values may cause the sofa/armchair or its components to break.

Density of seat and back kg/cbm (±5%) ⁽¹⁾

Markets	Seat	Back
I	35 Medium	27
D - NL - CH		
USA - California	35 soft	27 soft
GB	37 fire retardant	31 fire retardant
Others		

Note: when no values/contents are specified in the chart, please refer to 'Others' field/area.

⁽¹⁾Density: volume mass apparently determined on materials without any kind of covers and according to the UNI EN ISO 845 regulations. Indicated values refer to production averages; the Company reserves the right, if needed, to make changes to the declared technical characteristics. Before use, it is advisable to look at the SAFETY INFORMATION TECHNIQUE for info regarding use and protection of people and of the environment, in compliance with existing EEC regulations.

Coverings

	suggested	not suggested	not possible
thick leathers	✓		
thin elastic leathers	✓		
natural leathers	✓		
fabric*	✓		
microfibre*	✓		
leather + split	✓		
DeLuxe			✓
multi colour**			✓
multi-category**			✓
multi covering**			✓

Please note: for not removable models, only one colour fabric covers are available.

* fabrics and microfibers are not available for the U.K. market

Components / Optional vers.

--	--	--

Feet

		
--	--	--

PM2157

--	--	--

Ottoman

--	--	--

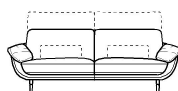
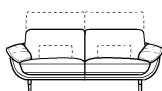
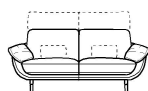
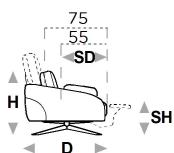


↑ fold following the dotted line ↑

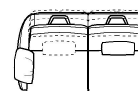
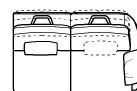
regal/e. premium 1205



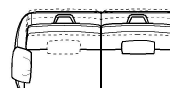
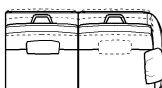
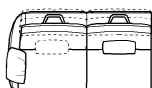
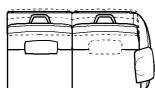
L Length - H Height - D Depth - SH Seat Height - SD Seat Depth
Dimensions refer to maximum sizes of the version with closed mechanism (where available).



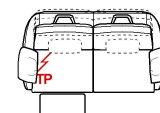
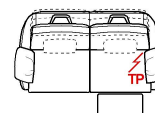
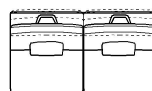
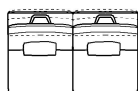
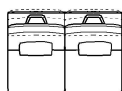
dimensions	L 180 H81 D105 SH44 SD56	L 200 H81 D105 SH44 SD56	L 220 H81 D105 SH44 SD56	L 90 H81 D105 SH44 SD56	L 90 H81 D105 SH44 SD56
version code	BT4	BT5	BT6	BV4	BV5
Description	lift.backrest 2-seater	lift.backrest 2 1/2-seater	lift.backrest 3-seater	lift.backr.rhf mini chair	lift.backr.lhf mini chair



L 100 H81 D105 SH44 SD56	L 100 H81 D105 SH44 SD56	L 110 H81 D105 SH44 SD56	L 110 H81 D105 SH44 SD56	L 163 H81 D105 SH44 SD56	L 163 H81 D105 SH44 SD56
BV6	BV7	BV8	BV9	BU7	BU8
lift.backr.rhf chair	lift.backr.lhf chair	lift.backr.rhf maxi chair	lift.backr.lhf maxi chair	lift.backr.rhf 2-seater	lift.backr.lhf 2-seater



L 183 H81 D105 SH44 SD56	L 183 H81 D105 SH44 SD56	L 203 H81 D105 SH44 SD56	L 203 H81 D105 SH44 SD56	L 73 H81 D105 SH44 SD56	L 83 H81 D105 SH44 SD56
BV0	BV1	BV2	BV3	BX6	BX7
lift.backr.rhf 2 1/2-seater	lift.backr.lhf 2 1/2-seater	lift.backr.rhf 3-seater	lift.backr.lhf 3-seater	lift.backr.arml.mini chair	lift.backr.armless chair



L 93 H81 D105 SH44 SD56	L 146 H81 D105 SH44 SD56	L 166 H81 D105 SH44 SD56	L 186 H81 D105 SH44 SD56	L 180 H81 D105 SH44 SD56	L 180 H81 D105 SH44 SD56
BX8	BJ8	BJ9	BU9	BT7	BT8
lift.backr.arml.maxi chair	lift.backrest armless 2-str	lift.backrest armless 2 1/2 str	lift.backrest armless 3-str	el.rhf footr.lift.back 2str	el.lhf footr.lift.back 2str

↓ fold following the dotted line ↓

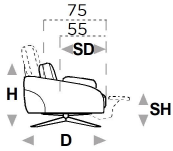


↑ fold following the dotted line ↑

regal/e. premium 1205



L Length - H Height - D Depth - SH Seat Height - SD Seat Depth
 Dimensions refer to maximum sizes of the version with closed mechanism (where available).



dimensions	L 186 H81 D105 SH44 SD56		L 186 H81 D105 SH44 SD56		L 180 H81 D105 SH44 SD56		L 200 H81 D105 SH44 SD56		L 220 H81 D105 SH44 SD56		
version code	BW4		BW5		BU4		BU5		BU6		
Description	el.rf footr.lif.back.arml.3		el.lf footr.lif.back.arml.3		el.2 footr.lif.back r.2str		el.2foot.lif.back r.21/2str		el.2 footr.lif.back r.3str		
L 163 H81 D105 SH44 SD56	L 163 H81 D105 SH44 SD56	L 183 H81 D105 SH44 SD56	L 183 H81 D105 SH44 SD56	L 203 H81 D105 SH44 SD56	L 203 H81 D105 SH44 SD56						
BZ6	BZ7	BZ8	BZ9	BJ0	BJ1						
el.2 footr.lif.back.rhf2 -str	el.2 footr.lif.back.lhf2 -str	el.2footr.lif.back.rhfel.2footr.lif.back.lhf			el.2footr.lif.back.rhfel.2footr.lif.back.lhf3 -str						
L 146 H81 D105 SH44 SD56	L 166 H81 D105 SH44 SD56	L 186 H81 D105 SH44 SD56	L 110 H81 D150 SH44 SD101	L 110 H81 D150 SH44 SD101	L 129 H81 D112 SH44 SD56						
BW6	BW7	BW8	BX0	BX1	BX2						
el.2 footr.lif.back.arml.2		el.2 footr.lif.back.arml.2		el.2 footr.lif.back.arml.3		maxi lift.backr.rhf ch.long		maxi lift.backr.lhf ch.long.		lift.backr.rhf mer.arml.chr	
L 129 H81 D112 SH44 SD56	L 119 H81 D119 SH44 SD56	L 173 H81 D173 SH44 SD56	L 90 H44 D70 SH- SD- 635	L 57 H30 D12 SH- SD- 656							
BX3	BX4	BX5	635	656							
lift.backr.lhf mer.arml.chr	liftable backrest corner	lift.backrest maxi corner	rectangular ottoman	lumbar support							

↓ fold following the dotted line ↓

